

**Serial Comm**®  
Data Conversion Experts

MODEL: CON-485/422-PI9

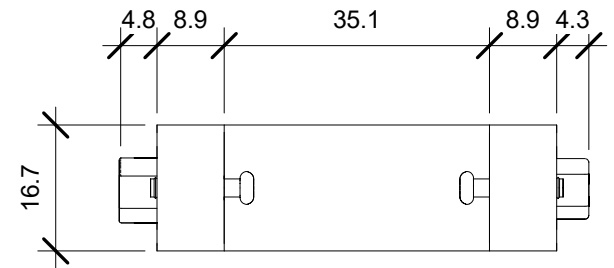
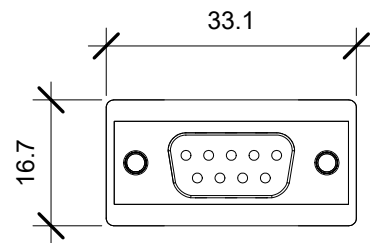
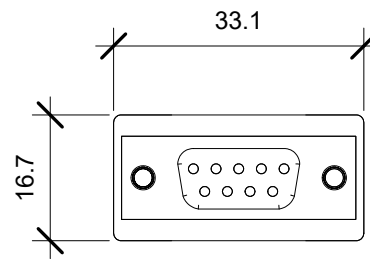
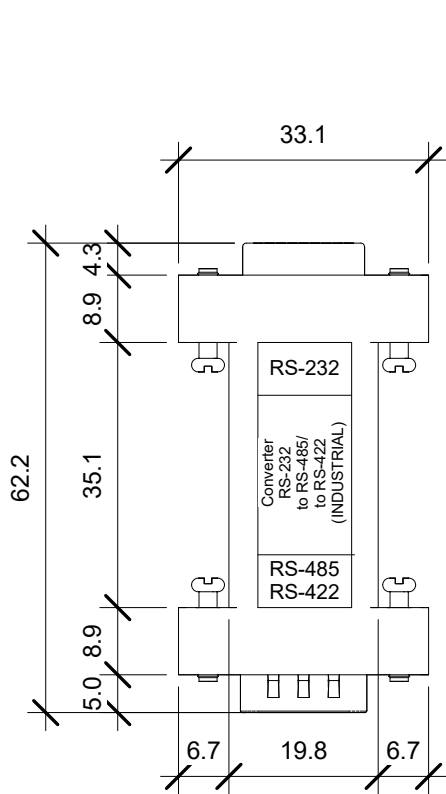
DESCRIPTION: RS232 to RS485/RS422 (5-Position Terminal Block)

SCALE: 1:1

UNIT: mm

ISSUE DATE: 11/08/2016

REV. NO.: 1.00



**Serial Comm**®  
Data Conversion Experts

MODEL: CON-485/422-PI9

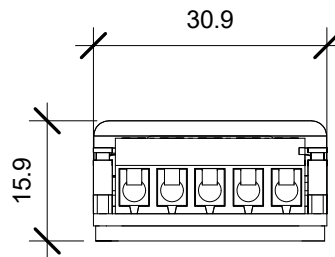
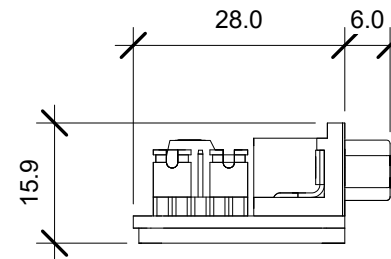
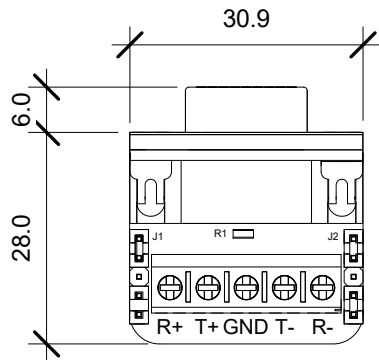
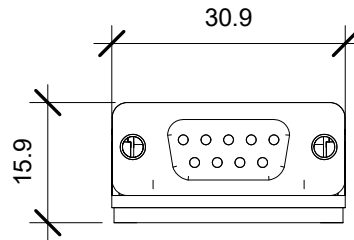
DESCRIPTION: RS232 to RS485/RS422 (No Terminal Block)

SCALE: 1:1

UNIT: mm

ISSUE DATE: 11/08/2016

REV. NO.: 1.00



**Serial Comm**®  
Data Conversion Experts

MODEL: CON-485/422-PI9

DESCRIPTION: 5-Position Terminal Block

SCALE: 1:1

UNIT: mm

ISSUE DATE: 11/08/2016

REV. NO.: 1.00