

REP-485/422-9E

Isolated RS-485/RS-422 Converter /
Isolated RS-485 or RS-422 Repeater

Datasheet Revision 2.1



GENERAL FEATURES:

- Plug-and-Play (hot-pluggable)
- Converts RS-485/RS-422
- Repeats RS-485 or RS-422
- 2500V Opto-isolation
- External 9V powered with included 120VAC/240VAC adapter
- Built-in surge and static protection
- 5-year replacement manufacturer's warranty
- CE, FCC, RoHS, REACH certified

DESCRIPTION:

The SerialComm REP-485/422-9E is an industrial grade bi-directional externally powered 2.5K isolated RS-485 to RS-422 converter or RS-422 to RS-485 converter. This converter will also repeat RS-485 or RS-422 with opto-isolation. A built-in data direction auto-turnaround feature automatically enables the RS-485/RS-422 driver when data is present eliminating the need for software drivers, and making the device fully plug-and-play. The REP-485/422-9E is an effective solution for protecting RS-485 and RS-422 devices from voltage surges, lightning strikes, ground loop conditions and signal noise problems. The unit is external powered, so you do not have to worry about port-power. The REP-485/422-9E has a DB9 female connector on one RS-485/RS-422 port and a DB9 male connector on the other RS-485/RS-422 port. Two terminal blocks are included one for each RS-485/RS-422 port. The terminal block plugs into the RS-485/RS-422 port, providing screw-lug wire terminations for the port for easy installation. The unit is enclosed in a heavy-duty aluminum housing for rugged applications.

CERTIFICATIONS:



TROUBLESHOOTING INSTRUCTIONS:

Using one REP-485/422-9E unit:

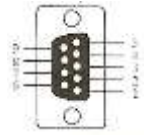
1. Check that all connections comply with the connection diagrams.
2. Perform a continuity test on one unit:
 - a) Connect the REP-485/422-9E in between RS-485/RS-422 path.
 - b) If there is continuity in the data stream, then it is working. If the REP-485/422-9E is not being powered properly it will not work at all.

RS-485/RS-422 – DB9 FEMALE

SIG.	T/R+	T/R-	RX+	RX-	GND
RS-485	D+	D-			GND
RS-422	TX+	TX-	RX+	RX-	GND
PIN #	1	2	3	4	5




FEMALE DB9

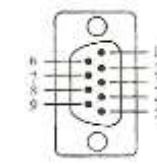


RS-485/RS-422 – DB9 MALE

SIG.	T/R+	T/R-	RX+	RX-	GND
RS-485	D+	D-			GND
RS-422	TX+	TX-	RX+	RX-	GND
PIN #	1	2	3	4	5



MALE DB9



SPECIFICATIONS:

COMMUNICATION	
STANDARDS:	2-wire RS-485 & 4-wire RS-422 Standards
BAUD RATES:	From 300 bps to 115,200 bps
CONNECTOR TYPES:	RS-485/RS-422 Side: either DB9 Male or 5-way Terminal Block; RS-485/RS-422 Side: either DB9 Male or 5-way Terminal Block
DISTANCE:	RS-485/RS-422 Side: up to 4000 ft (1.2km)
MAX # OF CONNECTIONS:	128 Connection Drops
ELECTRICAL	
DC/AC POWER ADAPTER:	9-12VDC/1A (Input: 100-240VAC 50/60hz US Type A Plug)
OPTICAL ISOLATION:	2500V (2500Vrms 1 min, AC)
CURRENT CONSUMPTION:	Less Than 100 mA
STATIC PROTECTION:	15KV Electric Static Discharge (ESD) Protection
SURGE PROTECTION:	600W Surge Protection
MECHANICAL	
HOUSING:	Aluminum Case
WEIGHT:	3.6oz (100 grams)
DIMENSIONS:	4.97" X 2.12" X 0.99" (126.4 mm X 54.6 mm X 25.0 mm)
ENVIRONMENTAL	
OPERATING TEMP.:	-40° F to 185° F (-40°C to 85° C)
STORAGE TEMP:	-40° F to 185° F (-40°C to 85° C)
OPERATING HUMIDITY:	5% To 95% - No Condensation
QUALITY	
PRODUCT SAFETY:	CE, FCC, RoHS, REACH Third-party Certified
QUALITY MANAGEMENT:	Manufactured and Distributed to ISO 9001:2015 QMS
MEAN TIME BEFORE FAILURE:	340,911 Hours
RELIABILITY:	Low Failure Rate – 99+% Reliability Since Inception
WARRANTY:	5 Year Replacement Warranty

APPLICATIONS:

RS-485 ISOLATED REPEATER OPTION:

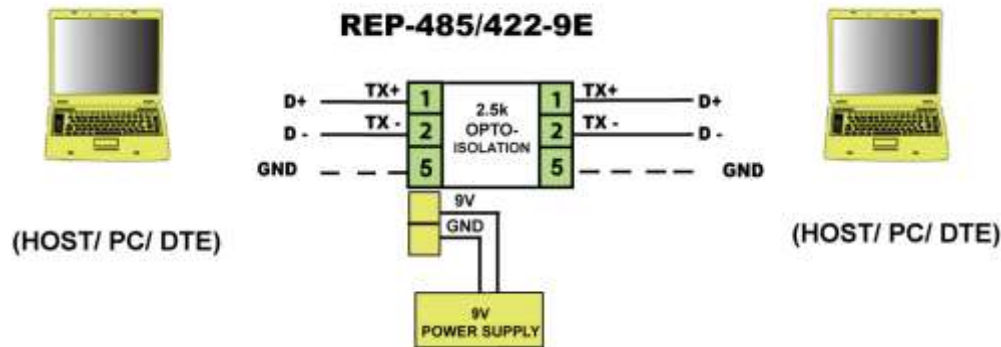


FIGURE 1: REPEATING RS-485 DATA SIGNAL WITH ISOLATION

RS-422 ISOLATED REPEATER OPTION:

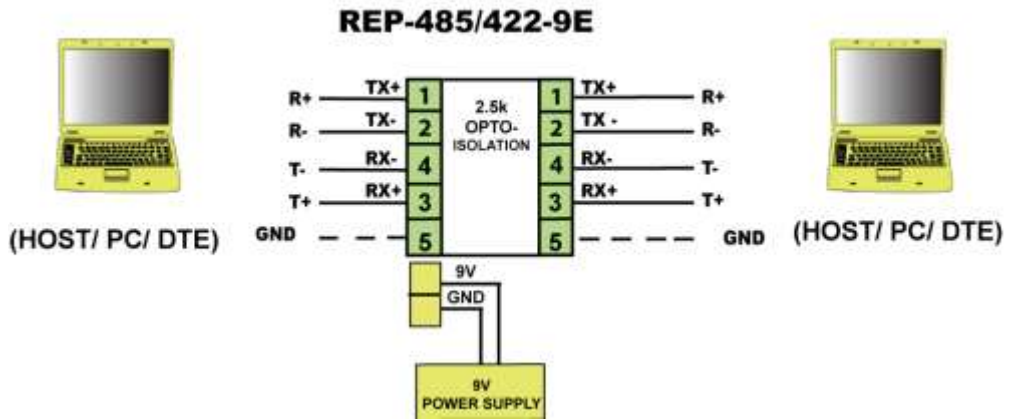


FIGURE 2: REPEATING RS-422 DATA SIGNAL WITH ISOLATION

RS-485 TO 4-WIRE RS-422 MODE OPTION:

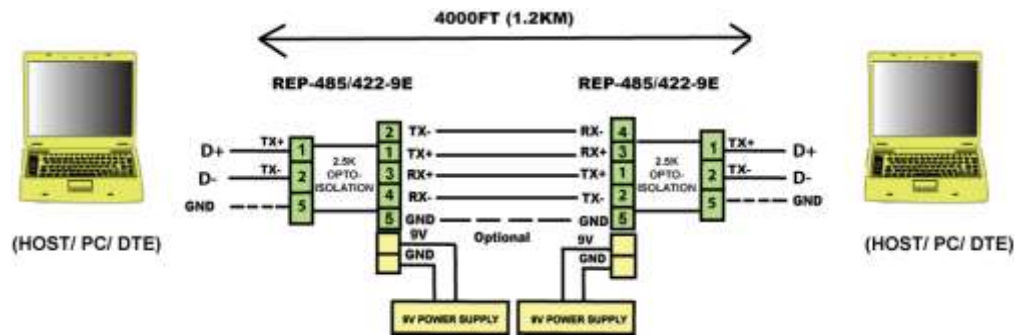


FIGURE 3: CONVERT RS-485 TO RS-422

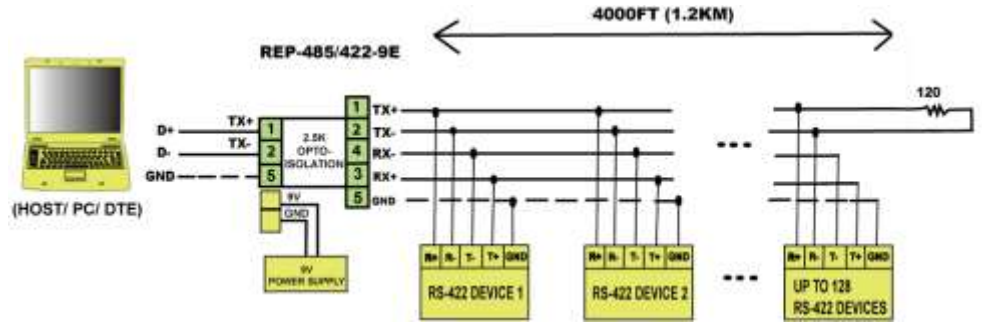


FIGURE 4: RS-485 TO MASTER/SLAVE MULTIPLE DROP CONFIG. IN RS-422 MODE

RS-422 TO 2-WIRE RS-485 MODE OPTION:

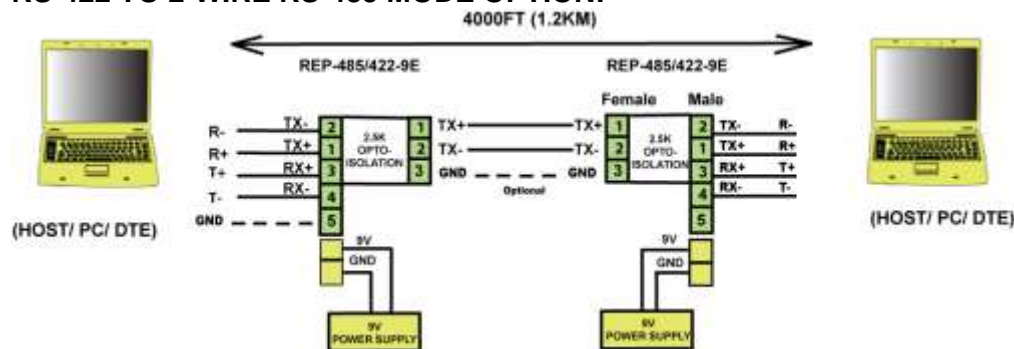


FIGURE 5: CONVERT RS-422 TO RS-485

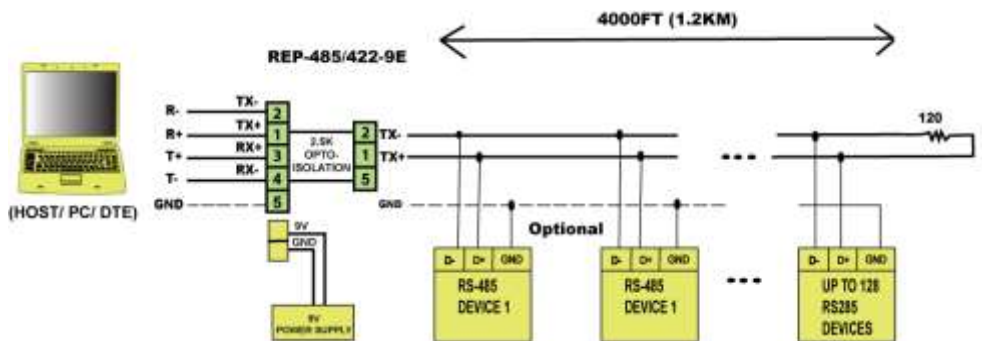


FIGURE 6: RS-422 TO MASTER/SLAVE MULTIPLE DROP CONFIG. IN RS-485 MODE